

HermanMiller
Celle®



Dependable, hardworking design
that fits like a glove



Celle

Designed by Jerome Caruso

Expectations are high for work chairs—and in places where different people use the same chair successively, around the clock, they're even higher. The dependable, hardworking design of Celle stands up to heavy use, even in the most demanding environments—from call centers to nurses' stations and from conference areas to dorm rooms.

Beyond working in a wide range of spaces, Celle also fits a wide range of people. Designer Jerome Caruso's vision for a highly engineered, intelligent surface that could provide supportive comfort for everyone resulted in Celle's exclusive Cellular Suspension™, a durable system of polymer cells and loops, engineered to support and respond to different areas of the body.



Performance

No two of the 751 polymer cells in the chair's patented Cellular Suspension back are alike. The cells and interconnecting loops are engineered to form a "flex map" that conforms to your unique shape and stature, supporting your back while giving you freedom to move. The system also lets air flow through to prevent heat and moisture buildup as you sit.

Celle serves a broad range of people. With its roomy proportions and durable construction, it accommodates 95 percent of the North American population and is rated for people up to 350 pounds (159 kg). A full range of adjustment controls allows you to personalize the fit.



As you lean back, Celle's Harmonic™ tilt prevents your lower back from pulling away from the backrest, keeping you supported as you move naturally through the chair's 28-degree recline range.



Celle is designed to fit a broad range of people. Its roomy seat and durable construction support people up to 350 pounds (159 kg).

Passive PostureFit® sacral support is designed into Celle's back to prevent slouching and maintain proper alignment.



Celle designer Jerome Caruso envisioned a network of hundreds of tiny “cells,” each comprised of a pad with springlike loops, to support and respond to the sitter.


Design

Celle offers versatility as well as dynamic support. An inspired palette of warm colors helps the highly technical design achieve a timeless look that doesn’t compete visually with other design elements in a space.

The durability of the Cellular Suspension material makes Celle a great choice for even the most demanding work settings in business, healthcare, and learning environments. Celle also comes in a variety of upholstery options. Its most popular configuration blends the performance of a suspension back with the familiar aesthetic of an upholstered seat. A fully upholstered version is also available.

About Jerome Caruso

For more than two decades, Jerome Caruso has been Sub-Zero’s® first and only designer. With more than 75 patents to his credit, he takes a hands-on approach and enjoys doing it all—concepts, drawings, prototypes, and engineering. “The bigger the challenge, the more fun it is to work out the solution,” he says. Whether that challenge is a home appliance or an ergonomic chair, sensitivity to the person is the essential insight Caruso brings to his work.




Jerome Caruso

Materials


Cellular Suspension can be specified for Celle's back alone, or for both the back and seat. Versions with upholstered seats or upholstered seats and backs are also available. The materials below reflect only a portion of the textiles available for Celle. Visit hermanmiller.com/materials to see our complete textile and materials offering.

Celle Chairs


Suspension Seat & Back Finish




Upholstered Seat, Upholstered Seat & Back Latitude



Base & Frame Finish



Armpad Finish



Family Work Chair

Overview

Maximum User Weight 350 lbs/159 kg
Population Range 5th–95th Percentile

Seat/Back Material

Cellular Suspension Seat/Back Optional
Upholstered Seat/Cellular Suspension Back Optional
Fully Upholstered Seat/Back Optional

Back Support

PostureFit Sacral Support Standard
Adjustable Lumbar Support Optional

Seat Height

Low-Height Range 15"–19"
Standard-Height Range 15½"–20¼"
Extended-Height Range 16½"–21¼"

Seat Depth

Fixed Seat 15½"
Adjustable Seat 15½"–18"

Tilt Options

Standard Tilt
Tilt Limiter
Tilt Limiter with Seat Angle

Arm Options

No Arms
Fixed Arms
Adjustable Arms

Environmental Highlights

Recyclability Up to 98%
BIFMA level® 3
GREENGUARD® Gold
Cradle to Cradle® Silver

For more information, please visit hermanmiller.com or call 888 443 4357.

® level is a registered trademark of BIFMA International.
® GREENGUARD is a registered trademark of the GREENGUARD Environmental Institute.
® Cradle to Cradle is a registered trademark of McDonough Braungart Design Chemistry.
® Sub-Zero is a registered trademark of Sub-Zero Freezer Company, Inc.

Printed in the USA. Please recycle.
© 2014 Herman Miller, Inc., Zeeland, Michigan O.CJ202
All rights reserved.